

School Performance Data
St Andrew's 2010

St Andrew's Catholic Primary School offers an education that acknowledges, respects and nurtures the uniqueness of each person. We provide focused teaching in literacy and numeracy to students from diverse backgrounds. Specialist teachers provide Indonesian, physical education, library, music and computing, using our well-equipped facilities. Our newly completed Community Hall complements the school facilities and is available to local community groups. This facility was built under the BER project of the Australian Government.

Our specialist classes include gifted and talented, integrated arts, Reading Recovery, and an instrumental program. St Andrews also operates early intervention programs for students at risk - academically, developmentally or socially.

Within a framework of Catholic values and teamwork, the students are challenged and supported to recognise their gifts and develop their potential as they learn and contribute to their community. We are involved in interschool athletics, swimming and cross country competitions. All children are encouraged to participate. Band, choir and a chess club are also available.

Our school community is very active and supportive, and has close links with St Andrew's Parish. We operate a 3-year old playgroup, and OSHClub operates out of school hours and Vacation Care from our school site.

Teacher Qualifications and Workplace Composition

- Master of Education = 1
- Bachelor of Education = 19
- Bachelor of Arts Music = 1
- Bachelor of Arts = 3
- Diploma of Teaching = 4
- Registered Teachers = 25
- Provisionally Registered Teachers = 3
- Teacher Assistants = 10
- Male Teachers = 2
- Female Teachers = 26
- Indigenous Teachers = 1
- Non-Indigenous Teachers = 27

Student Attendance

Whole School % = 84%						
Preprimary	Year 1	Year 2	Year 3	Year 4	Year 5	Year 6
82%	84%	85%	83%	88%	87%	86%

Management of non-attendance

Parents are contacted on the third day of a child's absence if the school has not previously been advised of the reason for the absence. If a family cannot be contacted after two weeks of absence, the Education Department is advised.

NAPLAN results for 2010





Our ICSEA was increased considerably from 960 to 1033 in 2010, which means we are now compared with a different cohort of similar schools.






	Reading		Writing		Spelling		Grammar & Punctuation		Mathematics	
Year 3	404		413		378		398		362	
	Similar 418	All 414	Similar 422	All 419	Similar 401	All 399	Similar 420	All 417	Similar 398	All 395
Year 5	486		488		481		501		483	
	Similar 493	All 487	Similar 490	All 485	Similar 489	All 487	Similar 505	All 500	Similar 492	All 489

Parent, student and teacher satisfaction

Verbal feedback from parents through the P & F Committee and the School Board indicate that there is general satisfaction in the education offered to students at St Andrew's. Entry interviews indicate a high regard for St Andrew's in the local community. Teacher turnover is low (other than those leaving on parental leave), reflecting satisfaction of staff in the workplace. Students express appreciation of the range of opportunities available at St Andrew's.

Sources of Income (from Myschool website)

Net recurrent income 2009	Total	Per student
	Australian Government recurrent funding	\$1,949,679 \$4,802
	State/Territory Government recurrent funding	\$865,648 \$2,132
	Fees, charges and parent contributions	\$389,145 \$958
	Other private sources	\$123,371 \$304
	Total gross income (excluding income from government capital grants)	\$3,327,843 \$8,197
	Less Deductions	\$256,861 \$633
	Total net recurrent income	\$3,070,982 \$7,564

Capital expenditure 2009	Total
	Australian Government capital expenditure \$424,784
	State/Territory Government capital expenditure \$0
	New school loans \$0
	Income allocated to current capital projects \$30,922
	Other \$102,136
	Total capital expenditure
	\$557,842